



EARTHCHECK


BOULDER BAY ECO RESORT

PREPARED FOR BJORN BURCHARD

EXECUTIVE SUMMARY

2018


SUCCESSSES

 **POTABLE WATER CONSUMPTION**

THIS YEAR

0.000

L / GUEST NIGHT

REGIONAL LEADER 


 **WASTE SENT TO LANDFILL**

THIS YEAR

0.309

L / GUEST NIGHT


REGIONAL LEADER 

 **ENERGY CONSUMPTION**

THIS YEAR

298.9

MJ / GUEST NIGHT

REGIONAL LEADER 



AREAS FOR IMPROVEMENT



WELL DONE!

A STELLAR EFFORT, KEEP UP THE GOOD WORK!



HOW YOU COMPARE TO YOUR COMPETITORS



REGIONAL LEADER



ABOVE AVERAGE



BELOW AVERAGE



ENERGY CONSUMPTION

MJ / Guest Night

BOULDER BAY ECO RESORT

298.9



REGIONAL LEADER

635.0



REGIONAL AVERAGE

905.0



POTABLE WATER CONSUMPTION

L / Guest Night

BOULDER BAY ECO RESORT

0.000



REGIONAL LEADER

3,413.0



REGIONAL AVERAGE

4,875.0



WASTE SENT TO LANDFILL

L / Guest Night

BOULDER BAY ECO RESORT

0.309



REGIONAL LEADER

4.2

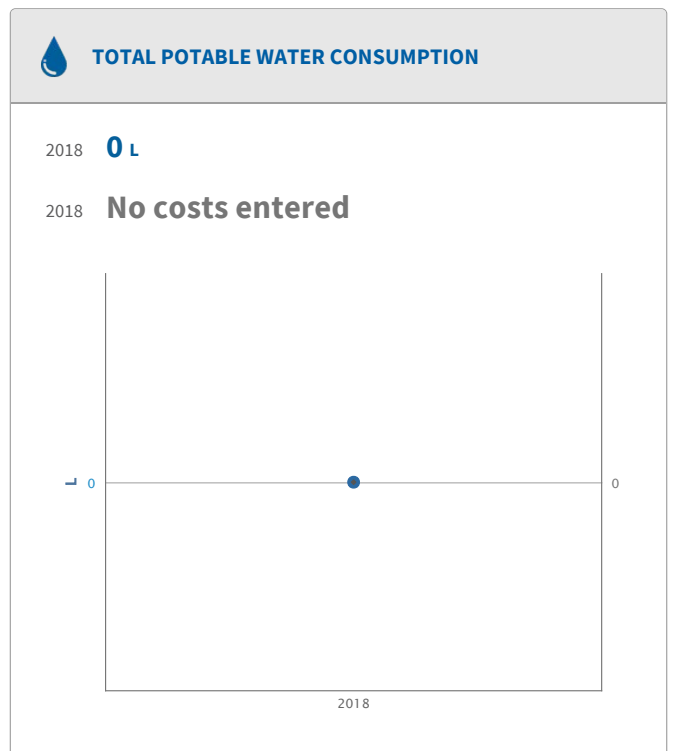
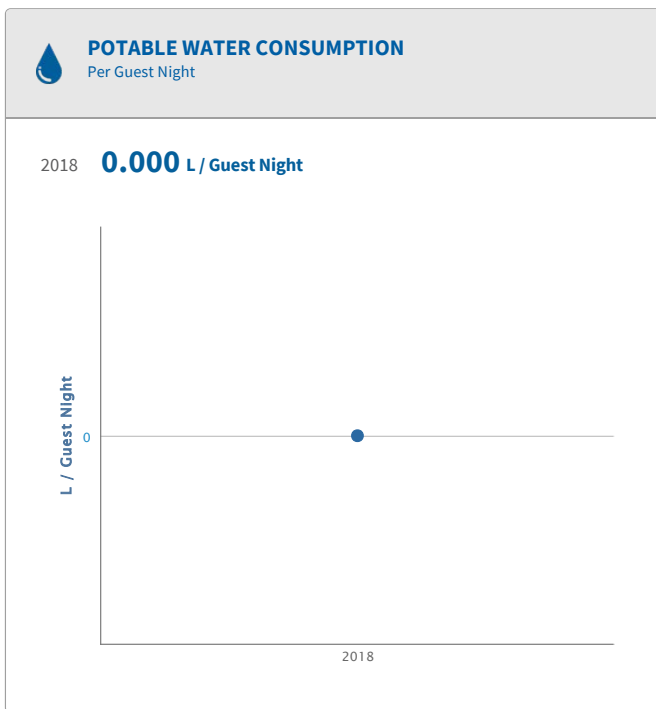
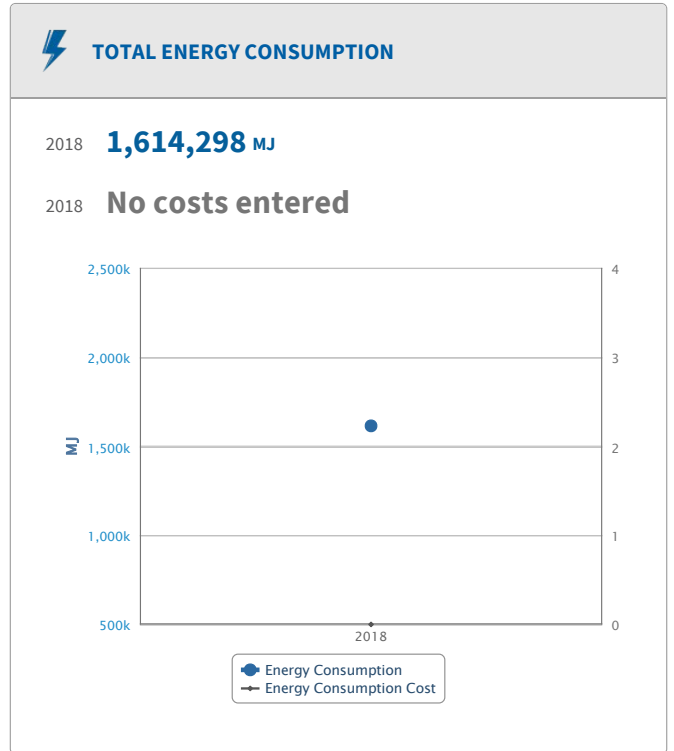
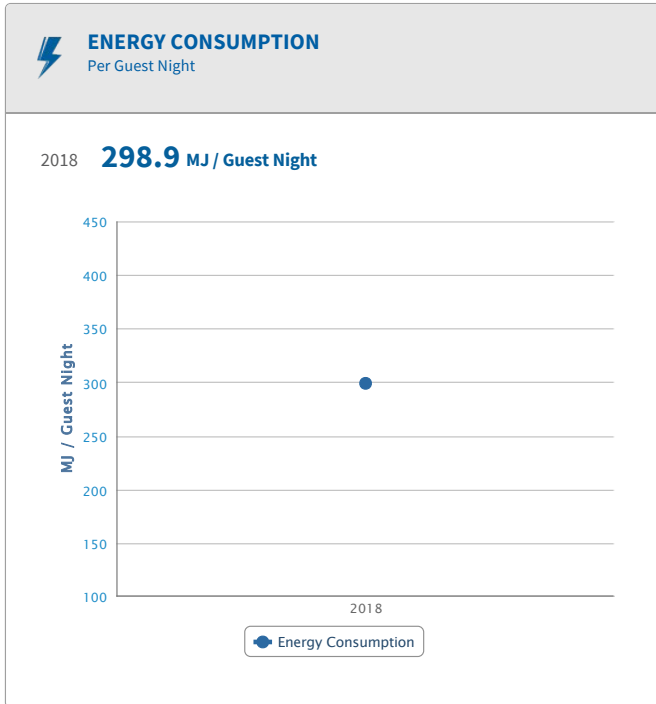


REGIONAL AVERAGE

6.0



YOUR PROGRESS

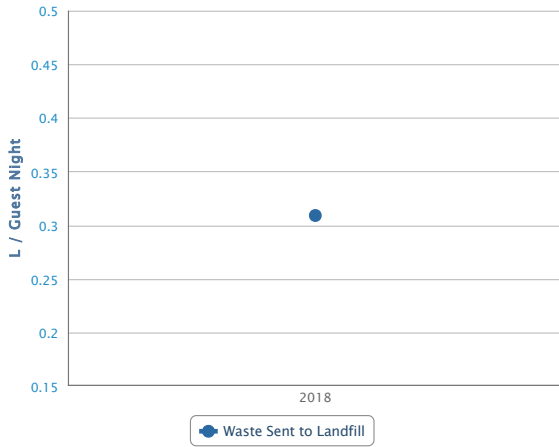




WASTE SENT TO LANDFILL

Per Guest Night

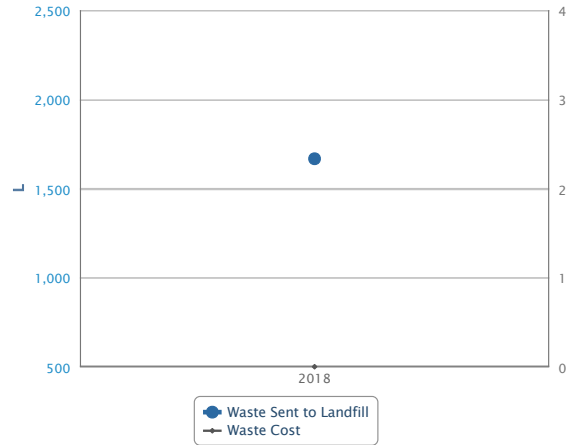
2018 **0.309 L / Guest Night**



TOTAL WASTE SENT TO LANDFILL

2018 **1,667 L**

2018 **No costs entered**



EXPLORE YOUR PERFORMANCE

More information about your performance including trends and breakdowns can be found in MyEarthCheck.